



Subject Matter:  
Organic Expressionism

Theme :  
Geometrics & Shapes



Fabric Swatches :

- Cotton drill
- Cotton Linen
- Crepe
- Twill

Style :  
High Street Wear



2025  
Spring wear


Accessories :



Emblishment :



Colours :



# DESIGN BRIEF



Project Name : 2025

Concern & Awareness :


- TO APPRECIATE THE TECHNICS OF ORIGAMI

Objective :

- TO DEMONSTRATE THE UNIQUENESS OF ORIGAMI TO PEOPLE THROUGHOUT FASHION
- TO EXPRESS THE BEAUTY OF GEOMETRICAL SHAPES BY ORIGAMI METHOD



Geometrical shapes which creates  
origami effects  
(3D)





Home

About


Contact





# Season & Keywords

Season : SPRING 2025

Keywords : HIGH STREET WEAR, ORIGAMI, GEOMETRICAL



Anrealage Spring 2022  
Ready-to-wear  
collections



[www.reallygreatsite.com](http://www.reallygreatsite.com)

# Target Market

Demographic :

Age – 19 to 25 years old


Gender - Female

Profession / Occupation - Students, Models  
influencers, artists, celebrities

Race - All Race

Education Level - Diploma / Degree

Monthly Income - RM 1700 - 3000




Women age between 19 - 25

students with at least diploma  
/ degree



Has at least a monthly  
allowance of RM 1700



Home

About




# Target Market

Psychographic :

Interest : Fashion Enthusiast



Lifestyle : Modern Lifestyle / Luxury

Personality : Creative Mind / Confident /  
Passionate / Artistic




Someone who loves fashion  
and appreciate art

Has a Modern Lifestyle



Has Creative mind, artistic,  
confident and passionate.



Home

About

Contact


# Marketing Range

Market Level : Ready-to-wear

Price Range : RM 1000 - 1500

Design Details : Two Piece Clothing

Example 2 piece Ready-To-Wear outfits



Home


About

Contact



# Trend & Fashion Forecast

Style / Look : Futuristic / High  
Street Look



Home

About

Contact



Trend :  
2025 TREND

Colour :  
Chocolate, Copper,  
Cream

# Trend & Mood/Colour



Chocolate



Copper



Cream

Home

About

Contact



# Silhouette & Design Details

- One shoulder



- A-Line



- Origami Style



Home

About

Contact




# Embellishments / Fabric Manipulation



- Rhinestones



- Buttons





# Fabric Swatches

- Cotton Drill
- Twill Fabric
- Crepe
- Cotton Linen



Cotton Drill




Twill Fabric



Crepe



Cotton  
linen




# Accessories



- Boots



- Earing



- Bracelets




- Sunglasses



# Design Requirements

[Home](#)[About](#)[Contact](#)

- Subject Matter : Origamic Expressionism
- Theme : Geometrics and Shapes
- Concept : The Mathematician's Eye
- Function : Aesthetic / High Street Wear

[Learn More](#)

The Mathematician's Eye  
Concept





inspiration research

# Origami Expressionism

## Origami

Origami, the art of paper folding, has a long and fascinating history that spans centuries and cultures. While it is most commonly associated with Japan, its origins can be traced back to ancient China and other parts of the world.

### Origins in China (c. 2nd Century CE)

Paper was invented in China around 105 CE by Cai Lun, a court official.

Early forms of paper folding were used for ceremonial and religious purposes.


These traditions spread to Japan via Buddhist monks.

### Development in Japan (6th Century CE)

Japan embraced paper folding as origami (折り紙), meaning "folded paper."

Initially, origami was a luxury because handmade paper (washi) was expensive.

Used in Shinto rituals and ceremonies, such as folding paper butterflies for wedding



## The First Origami Instructions (17th-18th Century)

"Senbazuru Orikata" (1797) — One of the first books on origami, showing how to fold 1,000 paper cranes for good luck.

During the Edo period (1603-1868), origami became a popular leisure activity.

## Influence from Europe (19th Century)

Paper folding existed in Spain and Germany, influenced by Moorish culture.

Friedrich Fröbel, a German educator, introduced paper folding into his kindergarten system, influencing Japanese origami.

## Modern Origami (20th Century - Present)

Akira Yoshizawa (1911–2005), the "Grandmaster of Origami," revolutionized the art with wet-folding techniques and introduced symbol-based instructions still used today.

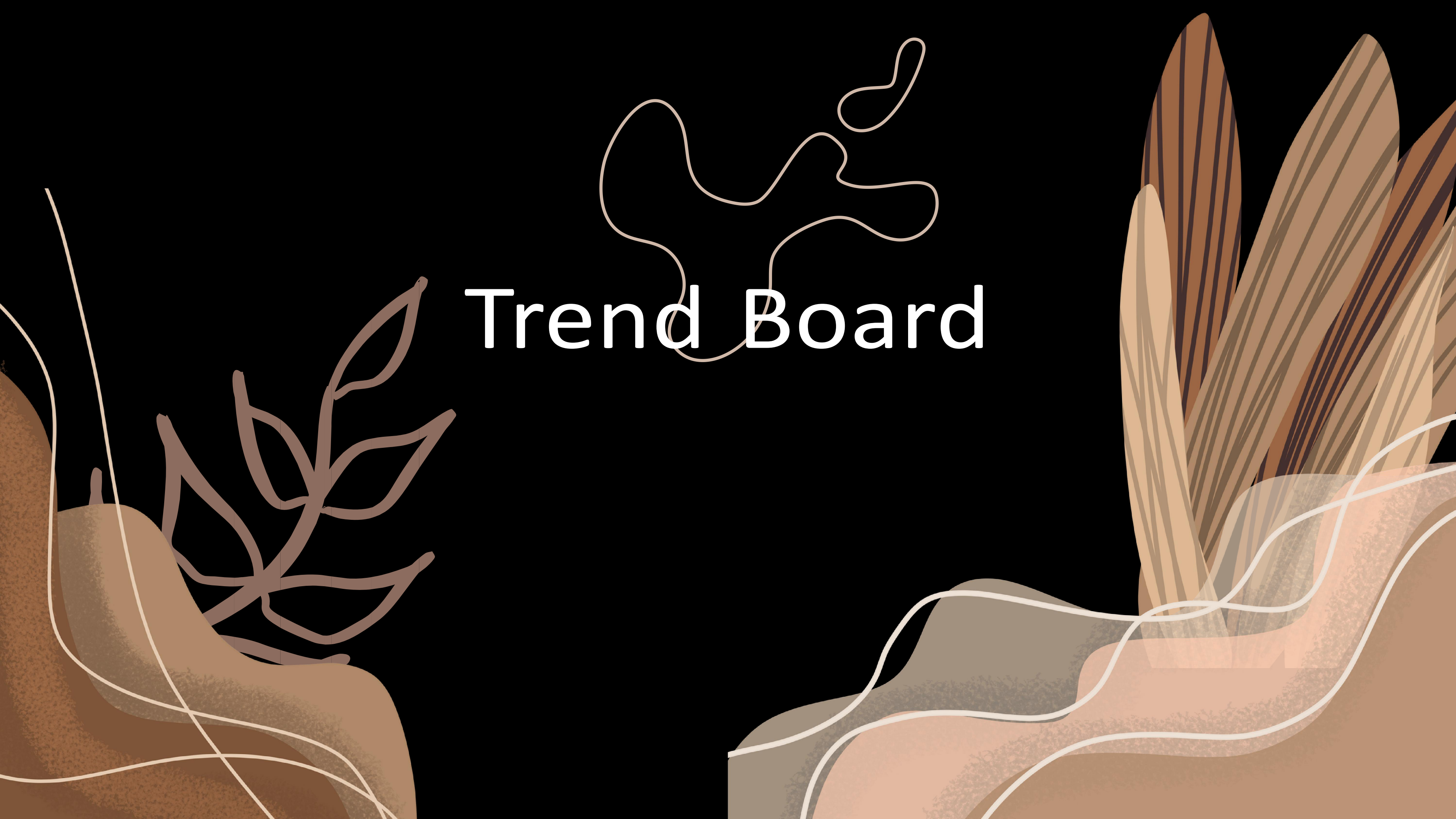
Origami became an international art form, influencing science, mathematics, and engineering.

The origami crane ( , orizuru) became a symbol of peace and hope, especially after Sadako Sasaki's story from Hiroshima.






# Trend Board




# Origami - Expressionism



A-Line  
Silhouette



Pleats



Origamical shapes



High Street looks




One  
Shoulder



Rhinestones



# Organic Expressionism



Sweetheart Top



Geometric  
Printed  
Skirt



Trench Coat



Boots



Hourglass



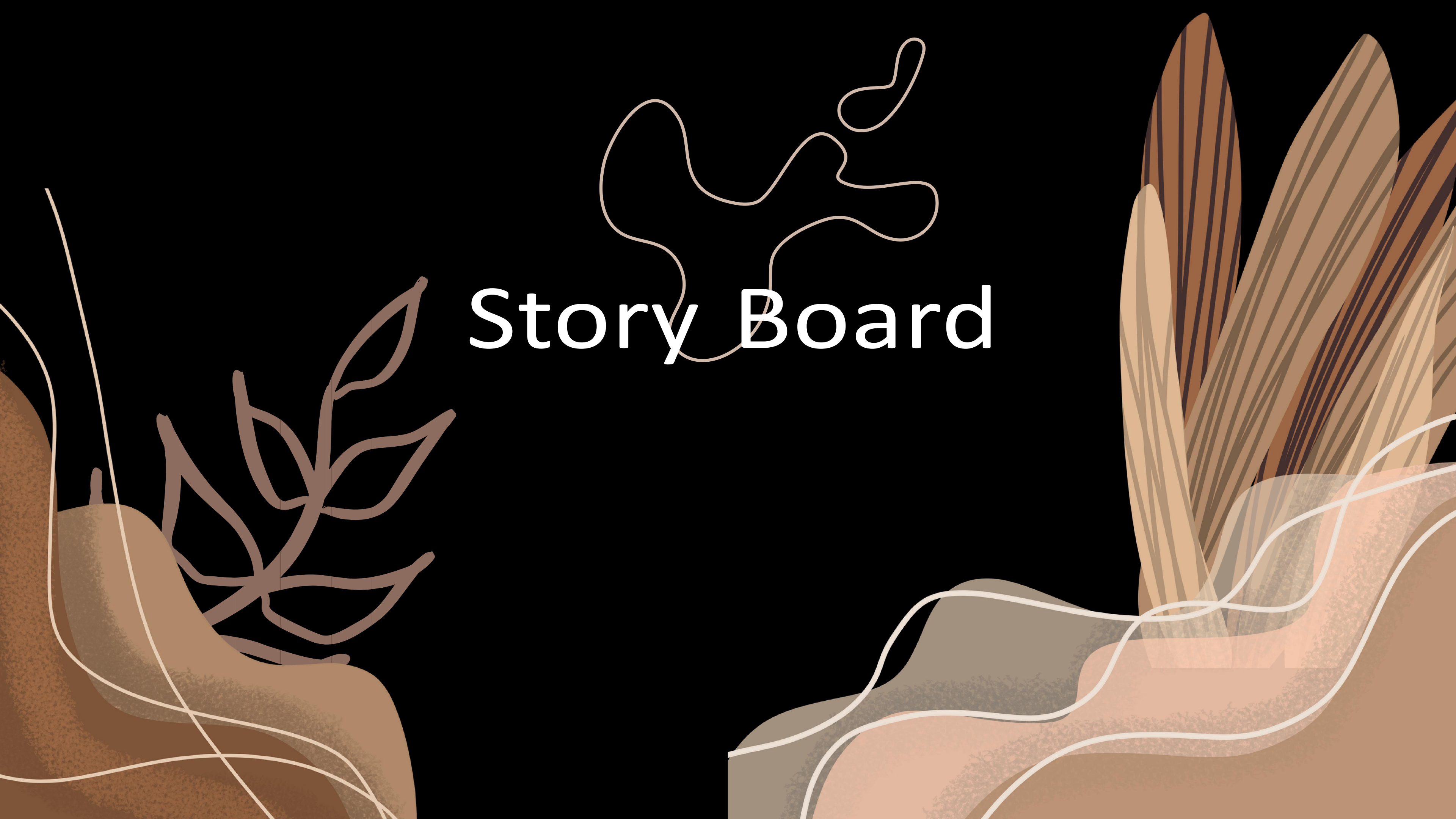
# Original Expressionism



# Organic Expressionism



# Story Board

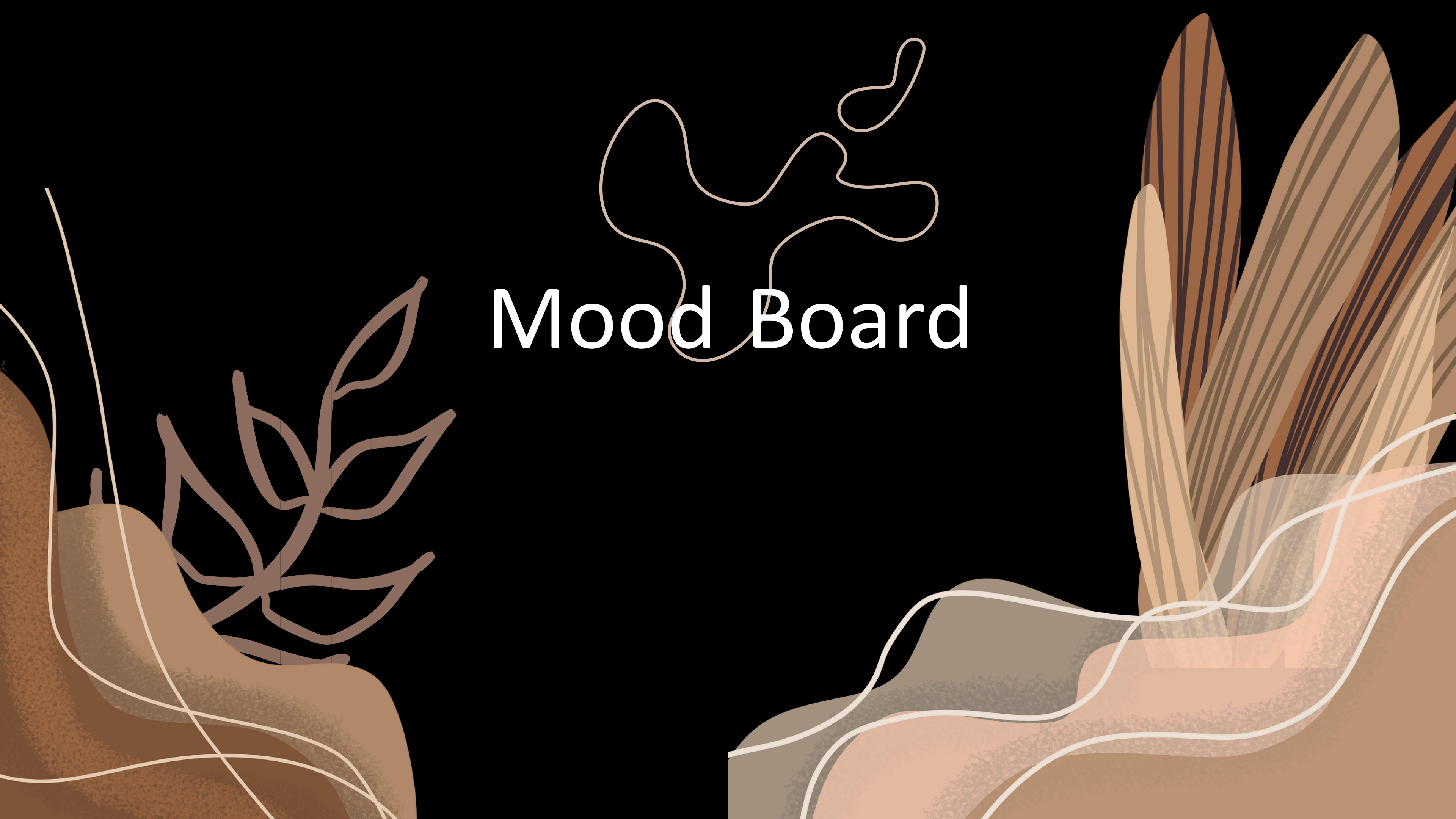




# Origami Expressionism

Applying the concept of folding and crafting of origami in Fashion to create new style



# Mood Board





An abstract botanical illustration featuring stylized plants in shades of brown and tan against a black background. The plants have long, pointed leaves and some have vertical stripes. The text 'colour trend' is centered in a white, lowercase, sans-serif font.

colour trend

Spring 2025



Mocha Mousse



An abstract botanical illustration on a black background. The composition features stylized plants in shades of brown and tan. On the left, a plant with long, thin, curved leaves grows from a rounded base. On the right, a plant with several large, pointed, lanceolate leaves, some with vertical stripes, grows from a similar base. A thin, white, wavy line floats above the text. The text 'theme board' is centered in a white, lowercase, sans-serif font.

theme board



H t  
i r  
g e  
h e  
t



embilshment board



• Rhinestones



• Buttons



# fabric swatches board

The background is a solid black color. It features several abstract, organic shapes in various shades of brown and tan. On the left side, there are some darker, more textured brown shapes. On the right side, there are lighter, more layered tan shapes. A stylized plant with long, pointed leaves is illustrated on the right side, with some leaves showing a vertical striped pattern. A thin, white, wavy line is drawn across the upper part of the image, and another thin, white, curved line is on the left side.

Cotton Drill



Crepe



Cotton Linen



Twill Fabric





accesories board



- Boots



- Earing



- Sunglasses



- Bracelets

The background is a solid black color. It features several abstract, organic shapes in various shades of brown and tan. On the left, there are some darker, more textured brown shapes. On the right, there are lighter, more layered tan shapes. A white line drawing of a plant with long, thin leaves is positioned on the left side, partially overlapping the brown shapes. In the upper center, there is a white line drawing of a plant with a single, large, rounded leaf. The text "silhouette board" is written in a white, sans-serif font, centered horizontally and partially overlaid by the white line drawings.

silhouette board



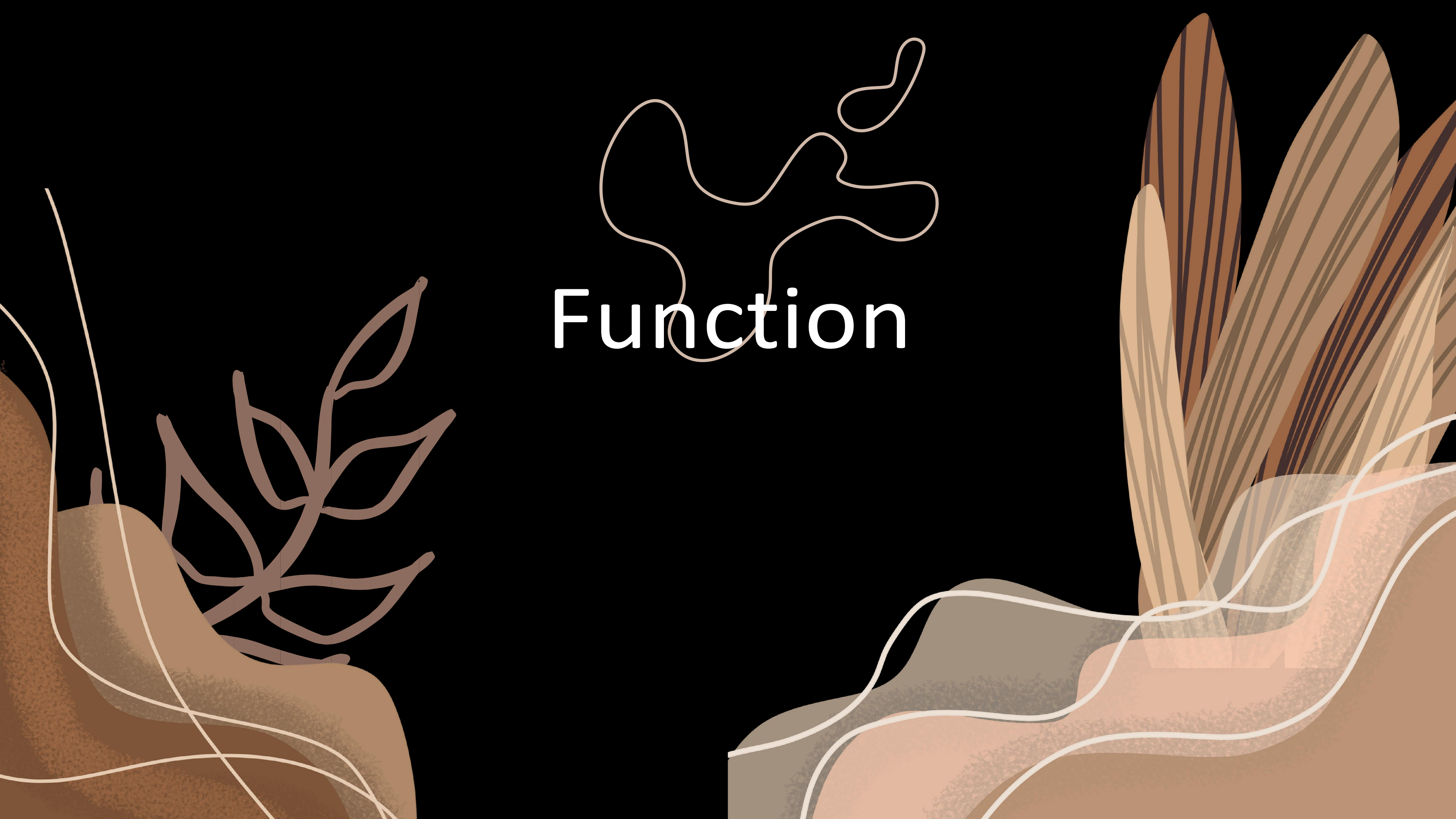
• One shoulder



• A-Line



# Function





Function :

# High Street Casual Wear

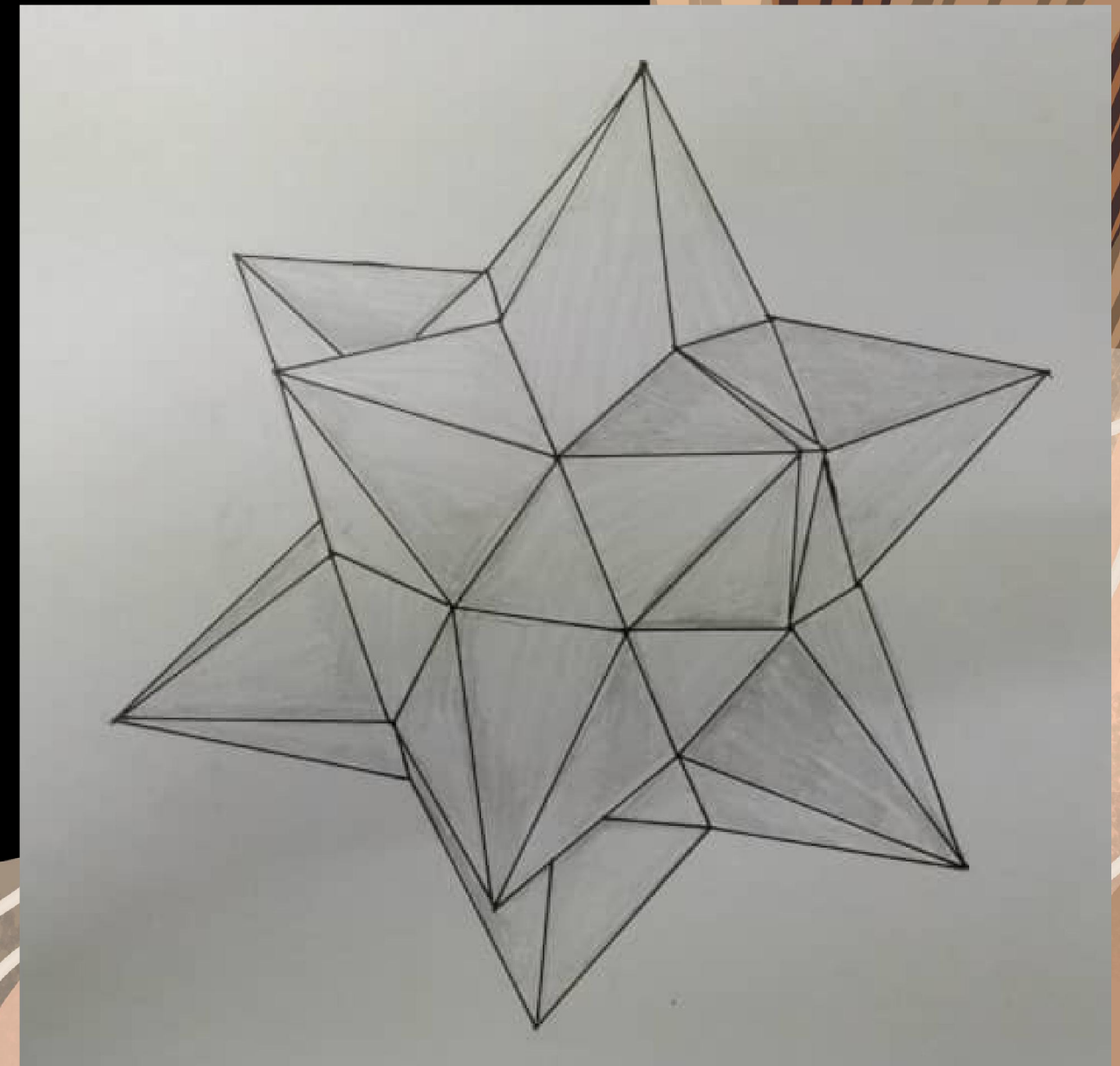


# Analytical drawing


The background is a solid black field. It is decorated with several abstract, organic shapes and lines. On the left, there are layered, rounded shapes in various shades of brown and beige, with thin, light-colored lines weaving through them. In the upper center, a delicate, light-colored line forms a series of loops and curves. On the right, a cluster of elongated, pointed shapes, resembling stylized leaves or petals, is rendered with vertical brown and beige stripes. Below these, more layered, rounded shapes in shades of brown and beige are visible, with thin, light-colored lines weaving through them.

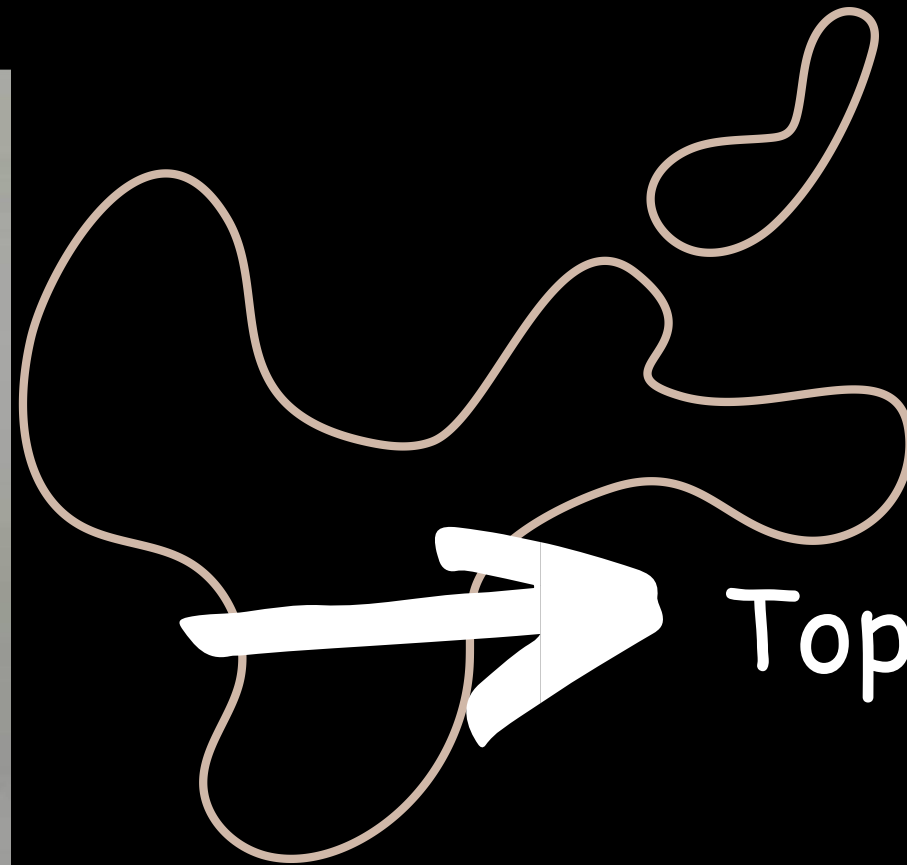



Front & Back view

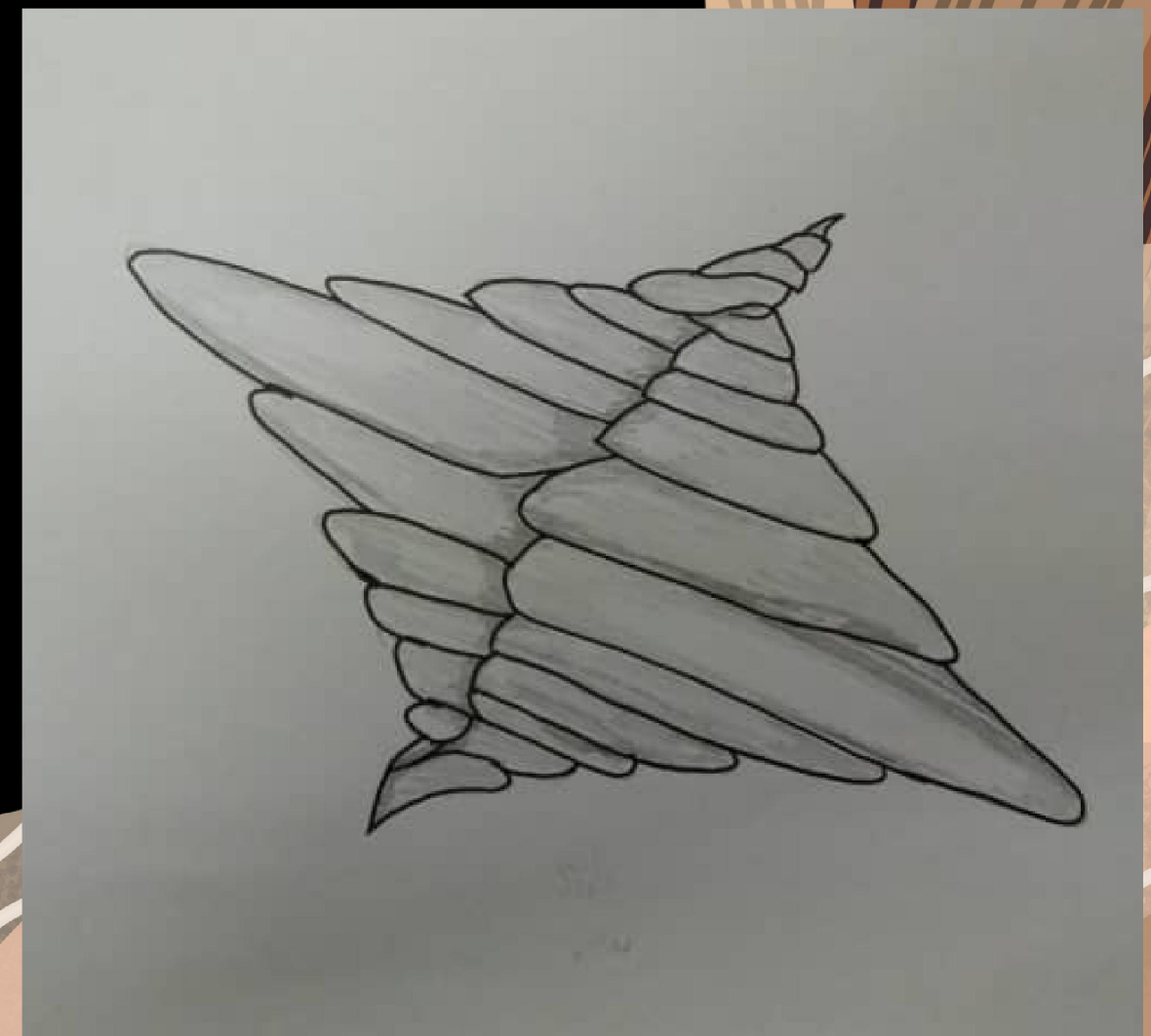


Side Views






Top & Back  
View



Side Views





[Home](#)

[About](#)

[Contact](#)



# Thank You



[www.reallygreatsite.com](http://www.reallygreatsite.com)